



JUDO 
Kids


SHO 9

THEORY:

TECHNICAL

Uki-goshi – single hip

Kuzure-kesa-gatame – broken scarf hold



SHO 9 CHECKLIST

- Theory
 - STAGE 1:
Uki-goshi:
- Single Hip
- Avoidance
- Hip Block
- STAGE 2:
Kuzure-kesa-gatame:
- Broken Scarf Hold
- Escape
- STAGE 3:
 Squat
- STAGE 4:
 Plank
- STAGE 5:
 Seated Spin
- Alternative Activities



STAGE 1: UKI-GOSHI

SINGLE HIP:



1



Let go of your collar grip and hug your partner around the waist. Turn in while pinning partner to your hip. Knees should be bent.



2



Now straighten your knees to lift partner off the ground.



3



Keep pulling your partners sleeve as you turn to throw them onto their back.



4



Finish by keeping hold of the sleeve hand. Avoid landing on your partner.

SHO 9 CHECKLIST

Theory

STAGE 1:
Uki-goshi:

Single Hip

Avoidance

Hip Block

STAGE 2:
Kuzure-kesa-gatame:

Broken Scarf Hold

Escape

STAGE 3:
Squat

STAGE 4:
Plank

STAGE 5:
Seated Spin
Alternative Activities



STAGE 1: UKI-GOSHI

AVOIDANCE:



HIP BLOCK:



Partner Attacks with Uki-goshi. To avoid this use you're outside leg to jump over.



Partner Attacks with Uki-goshi. To avoid this bend your knees slightly while at the same time using you're inside hip to block your partner.



Land in standing position in front of your partner.


Partner continues to do this 5 right then 5 left.

- Theory
- STAGE 1:
Uki-goshi:
- Single Hip
- Avoidance
- Hip Block
- STAGE 2:
Kuzure-kesa-gatame:
- Broken Scarf Hold
- Escape
- STAGE 3:
Squat
- STAGE 4:
Plank
- STAGE 5:
Seated Spin
- Alternative Activities



STAGE 2: KUZURE - KESA - GATAME

BROKEN SCARF HOLD:




This is similar to Kesa-gatame. Hold partner under the arm instead of around the head.



From here quickly sit-up into Kesa-gatame.

ESCAPE:



Start with partner holding with kuzure-kesa-gatame.






Now chase the leg to escape. Quickly change direction until your body is far from your partners.

SHO 9 CHECKLIST

- Theory
- STAGE 1:
- Uki-goshi:
- Single Hip
- Avoidance
- Hip Block
- STAGE 2:
- Kuzure-kesa-gatame:
- Broken Scarf Hold
- Escape
- STAGE 3:
- Squat
- STAGE 4:
- Plank
- STAGE 5:
- Seated Spin
- Alternative Activities



STAGE 3: SQUAT



Start with hands behind your head and feet shoulder width apart. Pull stomach into your back to keep it strong.



Squat down by bending your knees. Keep your feet flat on the ground, head up and back straight.




Now straighten legs and come back to the start position and repeat 10 times.

- Theory
- STAGE 1:
Uki-goshi:
- Single Hip
- Avoidance
- Hip Block
- STAGE 2:
Kuzure-kesa-gatame:
- Broken Scarf Hold
- Escape
- STAGE 3:
 Squat
- STAGE 4:
 Plank
- STAGE 5:
 Seated Spin
- Alternative Activities



STAGE 4: PLANK



Balance on your elbows and feet while pulling your stomach into your back. Hold steady for 20 seconds.

Theory

STAGE 1:
Uki-goshi:

Single Hip

Avoidance

Hip Block

STAGE 2:
Kuzure-kesa-
gatame:

Broken Scarf Hold

Escape

STAGE 3:

Squat

STAGE 4:

Plank

STAGE 5:

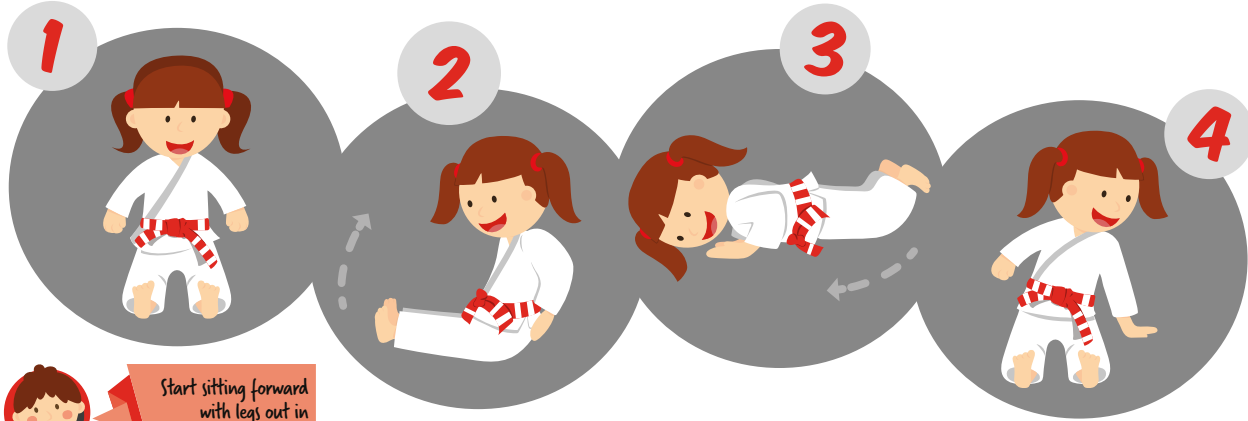
Seated Spin

Alternative

Activities



STAGE 5: SEATED SPIN



 Start sitting forward with legs out in front of you.

 Spin your legs to the side. Keep spinning your legs behind you until you are lying on your front.

 Move legs in a circle until you are sitting up.

ALTERNATIVE ACTIVITIES:

- Wall squat holds
- Plank turns
- Seated spin – catch a ball, throw a ball (or bean bag)

- Theory
- STAGE 1:
Uki-goshi:
 - Single Hip
 - Avoidance
 - Hip Block
- STAGE 2:
Kuzure-kesa-gatame:
 - Broken Scarf Hold
 - Escape
- STAGE 3:
Squat
- STAGE 4:
Plank
- STAGE 5:
Seated Spin
- Alternative Activities