

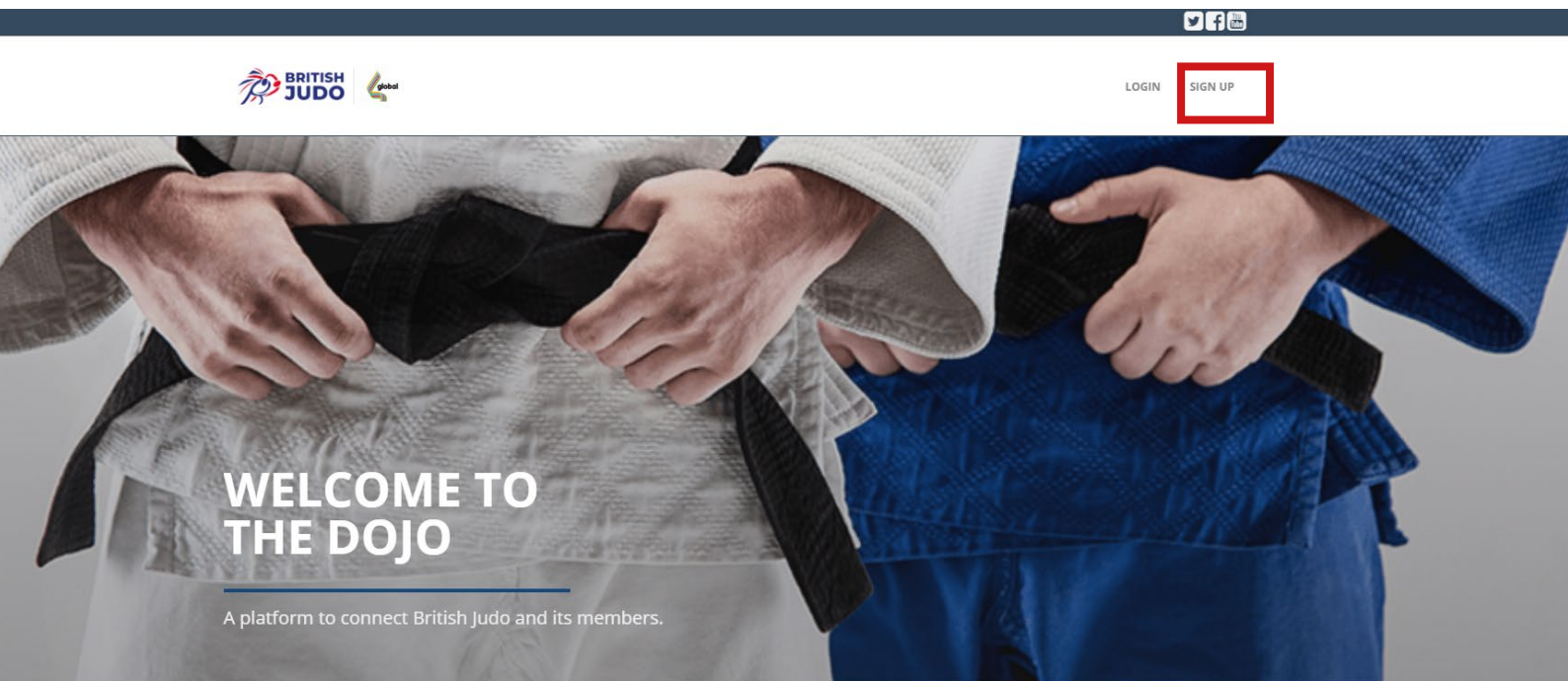


STUDENT VOUCHER SCHEME - GETTING STARTED



How to join British Judo as a NEW Member

1. Head over to www.bjadojo.co.uk - This will take to the landing page of "The Dojo" - British Judo's online membership management system.
2. Click on "Sign Up" in the top right hand corner.



3. This will open up a box requesting you to enter some personal details to get you started. Fill out the requirements and click submit.

Become a British Judo member now

British Judo welcomes all who are interested in judo and we can ensure our members are:

- Insured
- Supported
- Rewarded

Reduced event entry costs and discounts from a range of leading brands from across the country.

(Required fields have been marked with the * sign.)


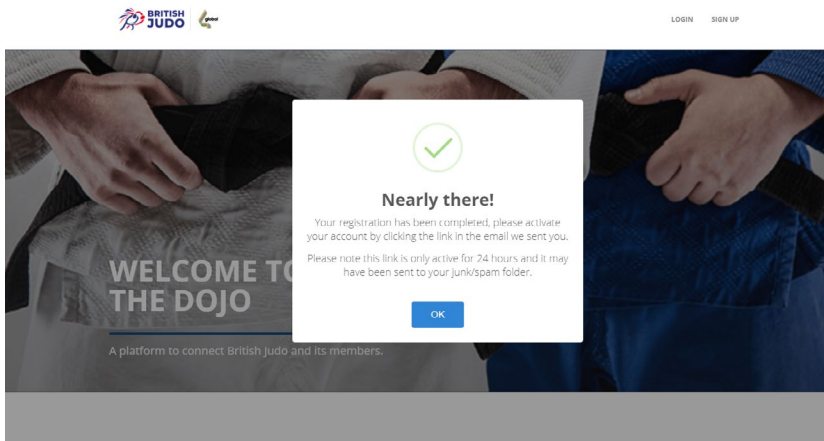
First Name *	Last Name *
<input type="text"/>	<input type="text"/>
Email Address *	Email Address Confirmation *
<input type="text"/>	<input type="text"/>
Password *	Password Confirmation *
<input type="password"/>	<input type="password"/>
Very Strong	
<input type="checkbox"/> I agree with the Terms and Conditions and Privacy Policy *	

Already signed up? [Login Here](#)

4. You will then receive a verification email to confirm your account.

TIP: Ensure that you add "info@thedojo.co.uk" to your email contacts/safe senders list. If you do not, there is a risk that the email may be blocked by your email provider and/or store in your Junk/Spam/Clutter folder

5. Upon successfully completing the details, you should see the following message on screen and receive a similar email requesting that you complete your membership.



6. Fill out all of the relevant fields, ensuring that you complete all fields marked with an asterisk (*). Please ensure that you select the correct University Club and Membership Type (**SVS 2020-21 New Membership 12 Months**) from the drop down boxes available.

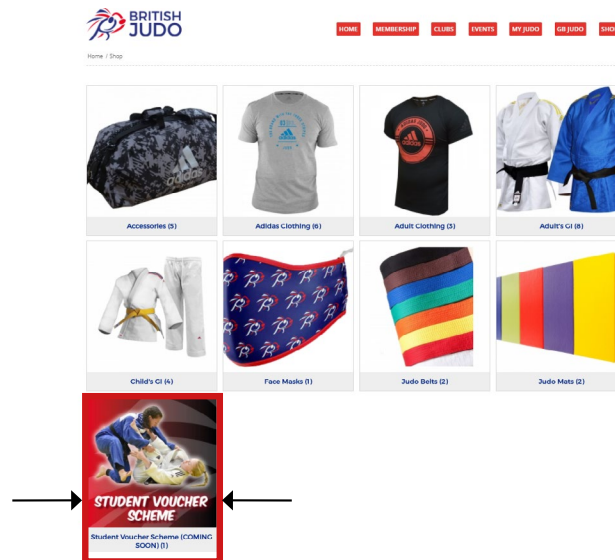
Ensure that you select the correct membership type

7. Click on "Proceed to Payment". This will open a box on the screen for you to input your card details. Click "Submit" to finish the payment. Please note, if you get to the payment stage and balance for licence isn't £30 then you have selected the wrong licence type.

8. Your account is now be activated and your profile will appear on screen.

Ordering Your New Judo Suit

1. Upon activating your profile, you will receive an email with a unique coupon code to be utilised on our JudoStore to claim your judo suit.
2. Head over to www.judostore.co.uk and select the "Student Voucher Scheme" option in the product list.



3. Click on the suit available, and select your size on the product page. Use the size guide available to ensure that you order the correct sized suit. Add the suit to your basket.

Student Voucher Scheme (SVS) Student Judo Suit

£30.00

This suit is only available to individuals that are new to judo and signed up to the Student Voucher Scheme (SVS) via The Dojo. Please ensure that you have your unique voucher code issued when purchasing your BJA licence. If you haven't received this then please email SVS@britishjudo.org.uk or call the BJA membership department on 0121 728 6920

350grams/13oz
Poly/cotton
Single weave
White belt included

Size 110cm - 150cm (elasticated waist)
Size 160cm-200cm (drawstring waist)

This item will be shipped directly from our supplier.

Colour:

Size:

- Choose an option
- 160cm
- 170cm
- 180cm
- 190cm
- 200cm

SKU: 10212411 Categories: Adults GI, Student Voucher Scheme (LUNING SUKUN)

4. Head over to your basket and input your unique coupon code into the "Coupon Code" box and click "Apply Coupon". This will remove the cost of your suit and allow you to complete the sale.

BASKET

	PRODUCT	PRICE	QUANTITY	SUBTOTAL
✖	Student Voucher Scheme (SVS) Student Judo Suit - White, 180cm	£30.00	- 1 +	£30.00

Basket totals

SUBTOTAL	£30.00
SHIPPING	BJA Shipping Returns judo 5-7 day shipping
	Shipping to 10 Lar Providence, Rochester, Kent, ME1 1NB. Change address
TOTAL	£30.00 (includes £5.00 VAT)

Have a gift card?

If you do not receive this email (please check your junk/clutter mail) then please call the BJA membership team on 0121 728 6920 or email SVS@britishjudo.org.uk

Exploring your Member Profile

TIP: Don't forget to change your profile picture

The screenshot displays the 'Account / Profile' page for a British Judo member. The page is divided into several sections:

- Navigation Menu (Left):** Account, Profile, Edit Profile, Change Password, Members, Clubs, Memberships, Gradings, Dashboards.
- Profile Header:** A large photo of a judo gi with a yellow belt, a smaller profile picture placeholder, and a '2nd Dan' badge.
- Membership Details:**
 - Membership Number: [Redacted]
 - Membership Type: Full Membership (Adult)
 - Coach Level: [Redacted]
 - DBS Number: [Redacted]
 - Matside: ✓
 - Officiating Role: -
 - Grade Assessor Level: Technical 2
- Additional Details (Right):**
 - Postal Address: [Redacted]
 - Alternate Email Address: -
 - Age: 63
 - Gender: Male
 - Ethnic Origin: White British
 - Disability: -
 - Medical Condition: -
 - Contact by: Email
- Qualifications (Bottom Right):** A grid of six green boxes, each with a white checkmark, indicating valid qualifications:
 - Membership: 11-12-2019
 - Revalidations: 0 current cycle, 3 last cycle
 - Disciplinary: None
 - DBS Check: 09-06-2021
 - First Aid: 12-05-2021
 - Safeguarding: 01-11-2021

Your personal information.
This is only available to your club and your BJA area

Relevant qualifications - When the box is green, your qualification is valid. When your qualification is invalid, the box will turn red.

How to change your Password

1. Head over to your profile page and click on “Account” down the left hand side of the screen.
2. Under the “Account” sub menu, you should see a “Change Password” menu. This will then take you to a page where you can type in your new password details.
3. Once you have entered your current password and new password details, you will need to press the “Change Password” button to ensure that the changes take effect immediately.

The screenshot shows the 'Change Password' page in the British Judo user interface. The page has a dark sidebar on the left with 'Account', 'Change Password', and 'Memberships' options. The main content area is titled 'Change Password' and contains three input fields: 'Current Password', 'New Password', and 'New Password Confirmation'. Each field has a small icon on the right side. At the bottom of the form is a blue button labeled 'Change Password'. The top of the page features the British Judo logo, a search bar, and a 'Logout' button.

How to change your Personal Details

If you would like to change of your personal information on your account, please follow the steps below:

1. Log into your profile on “The Dojo”
2. Head over to the menus down the left hand side and select “Account”, followed by “Edit Profile”.
3. This will allow you to amend any personal information that is associated with your British Judo membership.
4. Once you have finished editing your information, please scroll to the bottom of the page, and press the “Update Profile” button.

The screenshot shows the 'Edit Profile' page in the British Judo user interface. The page has a dark sidebar on the left with 'Account', 'Profile', 'Edit Profile', 'Change Password', and 'Memberships' options. The main content area is titled 'Edit Profile' and is divided into 'Personal Info' and 'Address Details' sections. The 'Personal Info' section contains multiple input fields for 'Title', 'First Name', 'Last Name', 'Gender', 'Email Address', 'Alternative Email Address', 'Mobile Number', 'Telephone Number', 'Disability', 'Disability Details', 'Pre-Existing Medical Condition', 'Medical Condition Details', 'Date of Birth', 'Parent/Guardian Name', 'Religion', 'Ethnicity', 'Emergency Contact Name', 'Emergency Contact No 1', and 'Emergency Contact No 2'. The 'Address Details' section includes a checkbox for 'Tick here if you live outside the United Kingdom', a 'Home Postcode' field with a 'Find address' button, and fields for 'Home Address' and 'Delivery Address'. The top of the page features the British Judo logo, a search bar, and a 'Logout' button.